

Signify Classified - Internal
Cooper Lighting Solutions Photometric Lab
1121 Highway 74 South
Peachtree City, GA 30269



Scaled data based on original data using
LM-79-2019 Approved Method: Electrical and Photometric Measurements of Solid-
State Lighting Products

Test Report Prepared for

Cooper Lighting Solutions

Brand: McGRAW-EDISON

Report Number: P635703

Luminaire Tested: GWS-SA3E-735-U-5MQ-W-GRSBK

Issue Date: 1/10/2023

Test Information

Test Method: LM-79-2019
Report Number: P635703
TEST IS SCALED FROM IESNA LM-79-08 TEST DATA (G2-2209-782-5)
Test Lab: COOPER LIGHTING SOLUTIONS
Issue Date: 1/10/2023
Manufacturer: COOPER LIGHTING SOLUTIONS
Product Line: McGRAW-EDISON
Catalog Number: GWS-SA3E-735-U-5MQ-W-GRSBK
Description: GALLEON WALL SLIM LUMINAIRE. (3) LIGHTSQUARES WITH 16 LEDS EACH AND TYPE V MEDIUM OPTICS W/ FACTORY INSTALLED GLARE SHIELD, BK
Light Source: (48) 3500K CCT, 70 CRI LEDS
Ballast/Driver: -

Summary

Lumens per Lamp: N/A
Luminaire Lumens: 13252.4 lumens
Efficiency: N/A
Efficacy: 83.2 lumens/watt
Luminous Opening: Rectangular (W 1.5' x L: 0.5' x H: 0')
IES Classification: Type V - Short
BUG Rating: B4 - U0 - G0

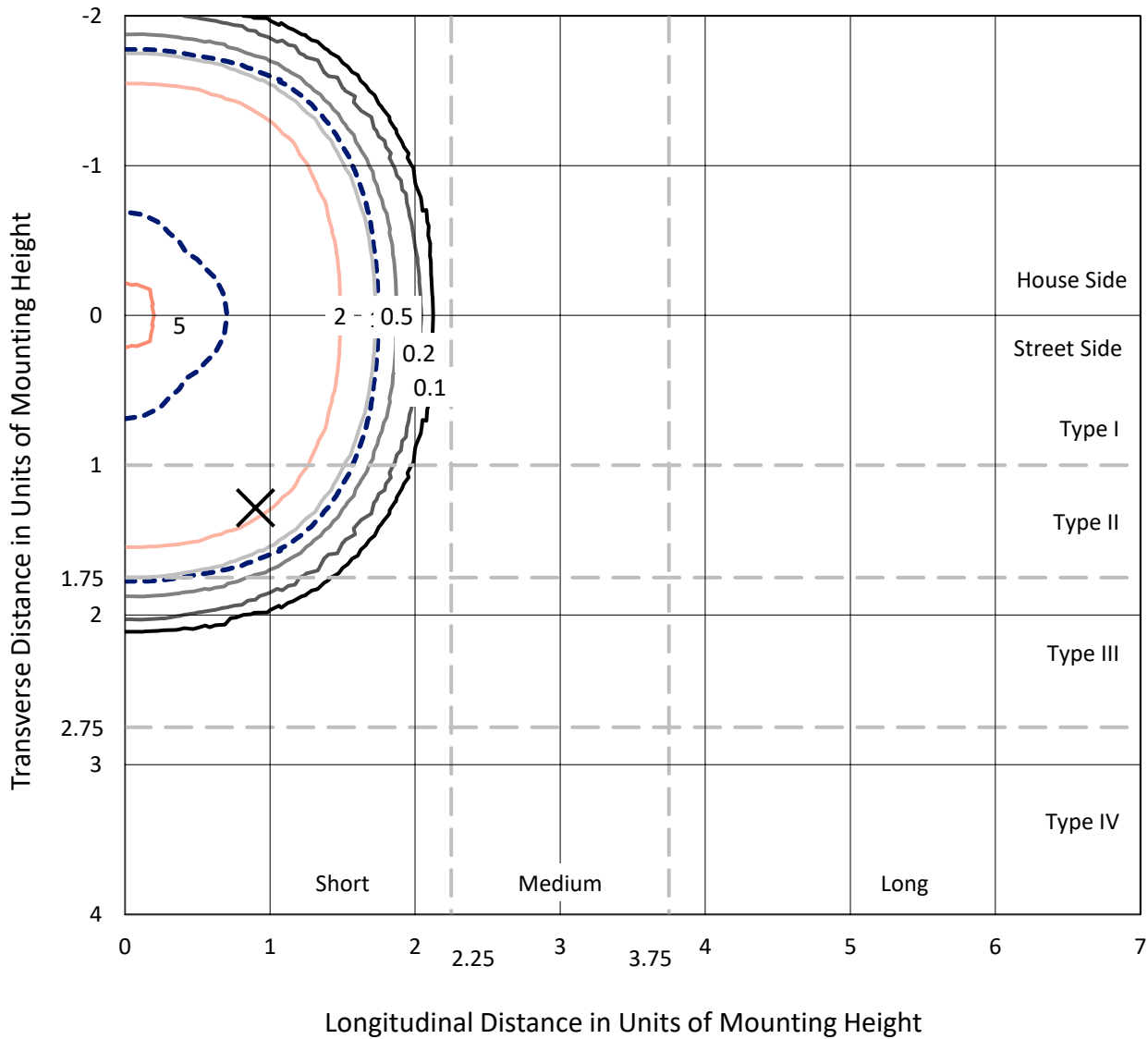
Input Watts (W): 159.2
Input Voltage (V): 120
Input Current (Ain): NR
Voltage Rise (V): NR
Power Factor: NR
Total Harmonic Distortion (THDi): NR
Frequency (hertz): 0
Stabilization Time: NR
Operation Time: NR
Ambient Temperature (°C): NR
Test Distance: 28.75 FT



REPORT NUMBER: P635703
 CATALOG NUMBER: GWS-SA3E-735-U-5MQ-W-GRSBK

Iso-Footcandle Lines of Horizontal Illumination

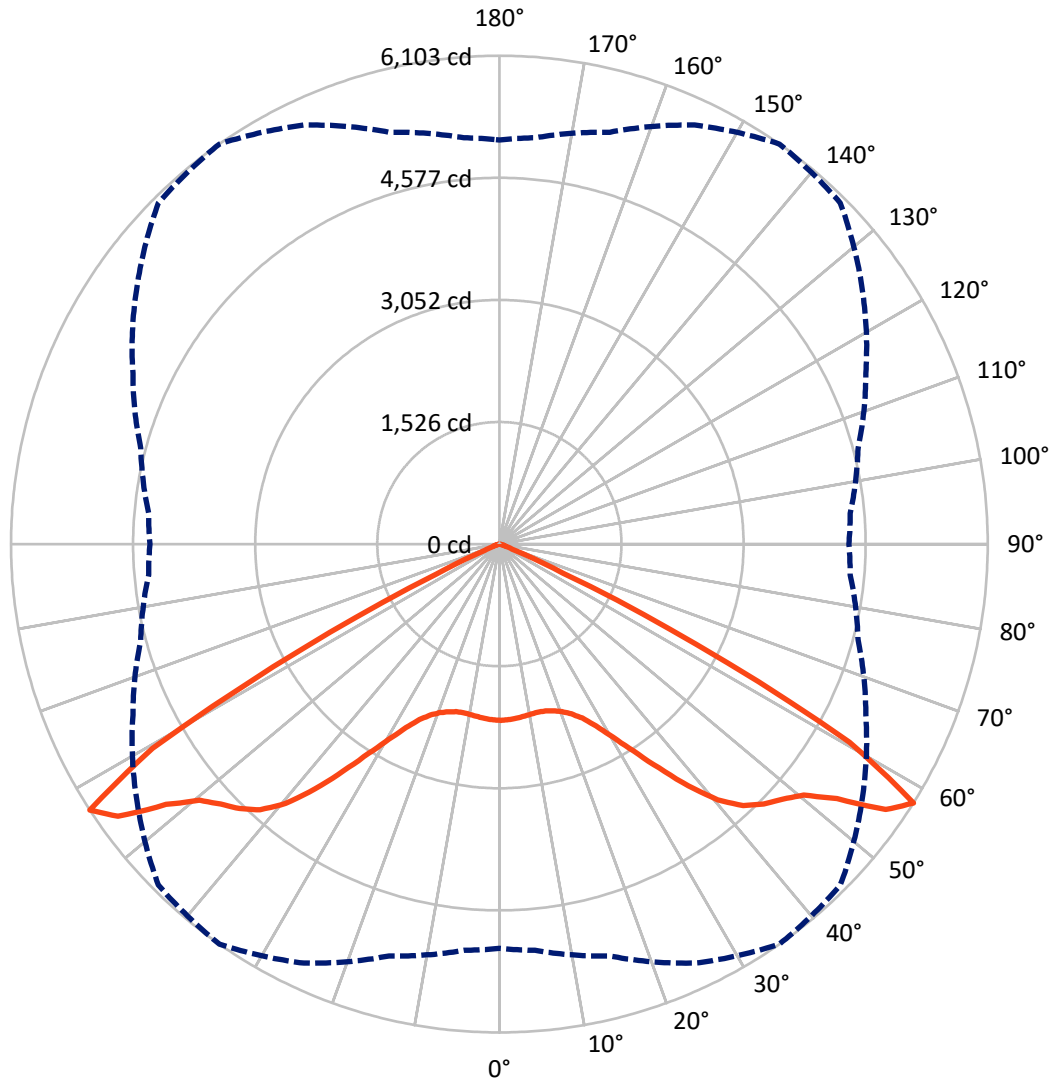
✕ Max cd
 - - - 1/2 Max cd



Based on 20 foot mounting height. Maximum calculated value = 5.5 fc
 Type V - Short - N/A

REPORT NUMBER: P635703
CATALOG NUMBER: GWS-SA3E-735-U-5MQ-W-GRSBK

Luminous Intensity Polar Plot



— Vertical Plane Through 35-Deg Lateral - - - Horizontal Cone Through 57.5-Deg Vertical

REPORT NUMBER: P635703

CATALOG NUMBER: GWS-SA3E-735-U-5MQ-W-GRSBK

FLUX DISTRIBUTION:

| | | Downward | Upward | Total |
|--------------------|-----------|----------|--------|---------|
| House Side | Lumens | 6626.2 | 0.0 | 6626.2 |
| | % Fixture | 50.0 | 0.0 | 50.0 |
| Street Side | Lumens | 6626.2 | 0.0 | 6626.2 |
| | % Fixture | 50.0 | 0.0 | 50.0 |
| Total | Lumens | 13252.4 | 0.0 | 13252.4 |
| | % Fixture | 100.0 | 0.0 | 100.0 |

ZONAL LUMENS:

| Zone | Lumens | % Fixture |
|-----------|---------|-----------|
| 0°-10° | 207.6 | 1.6 |
| 10°-20° | 610.6 | 4.6 |
| 20°-30° | 1103.8 | 8.3 |
| 30°-40° | 2059.2 | 15.5 |
| 40°-50° | 3454.3 | 26.1 |
| 50°-60° | 4561.7 | 34.4 |
| 60°-70° | 1211.5 | 9.1 |
| 70°-80° | 43.0 | 0.3 |
| 80°-90° | 0.8 | 0.0 |
| 90°-100° | 0.0 | 0.0 |
| 100°-110° | 0.0 | 0.0 |
| 110°-120° | 0.0 | 0.0 |
| 120°-130° | 0.0 | 0.0 |
| 130°-140° | 0.0 | 0.0 |
| 140°-150° | 0.0 | 0.0 |
| 150°-160° | 0.0 | 0.0 |
| 160°-170° | 0.0 | 0.0 |
| 170°-180° | 0.0 | 0.0 |
| 0°-90° | 13252.4 | 100.0 |
| 0°-180° | 13252.4 | 100.0 |

Coefficient of Utilization



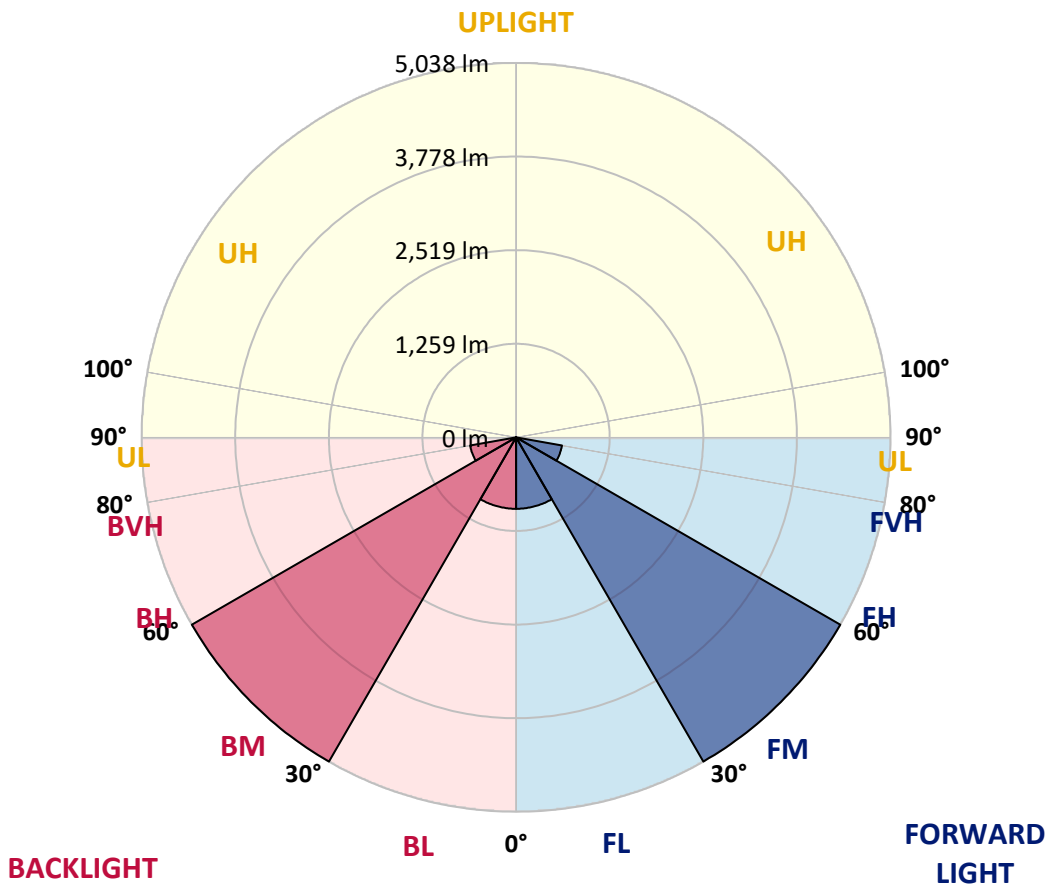
REPORT NUMBER: P635703

CATALOG NUMBER: GWS-SA3E-735-U-5MQ-W-GRSBK

LUMINAIRE CLASSIFICATION SYSTEM LUMEN TABLE AND BUG RATING:

| Zone | Lumens | % Fixture | Zone Rating/Lumen Limit | | |
|----------------|--------|-----------|-------------------------|------|--------|
| | | | B | U | G |
| FL (0°-30°) | 961.0 | 7.3 | | | |
| FM (30°-60°) | 5037.6 | 38.0 | | | |
| FH (60°-80°) | 627.3 | 4.7 | | | G0/660 |
| FVH (80°-90°) | 0.4 | 0.0 | | | G0/10 |
| BL (0°-30°) | 961.0 | 7.3 | B2/1000 | | |
| BM (30°-60°) | 5037.6 | 38.0 | B4/8500 | | |
| BH (60°-80°) | 627.3 | 4.7 | B2/1000 | | G0/660 |
| BVH (80°-90°) | 0.4 | 0.0 | | | G0/10 |
| UL (90°-100°) | 0.0 | 0.0 | | U0/0 | |
| UH (100°-180°) | 0.0 | 0.0 | | U0/0 | |

BUG Rating: B4-U0-G0
 Type V Short





REPORT NUMBER: P635703
 CATALOG NUMBER: GWS-SA3E-735-U-5MQ-W-GRSBK

CANDELA DISTRIBUTION (FULL):

| | 0° | 5° | 15° | 25° | 35° | 45° | 55° | 65° | 75° | 85° | 90° |
|-------|--------|--------|--------|--------|--------|--------|--------|--------|--------|--------|--------|
| 0° | 2203.3 | 2203.3 | 2203.3 | 2203.3 | 2203.3 | 2203.3 | 2203.3 | 2203.3 | 2203.3 | 2203.3 | 2203.3 |
| 2.5° | 2187.8 | 2186.2 | 2192.4 | 2197.1 | 2197.1 | 2208.0 | 2204.9 | 2201.8 | 2198.7 | 2194.0 | 2204.9 |
| 5° | 2184.7 | 2183.1 | 2187.8 | 2190.9 | 2187.8 | 2197.1 | 2190.9 | 2184.7 | 2181.6 | 2175.3 | 2187.8 |
| 7.5° | 2170.7 | 2172.2 | 2175.3 | 2178.5 | 2173.8 | 2181.6 | 2173.8 | 2164.5 | 2156.7 | 2150.5 | 2161.3 |
| 10° | 2148.9 | 2150.5 | 2153.6 | 2159.8 | 2161.3 | 2172.2 | 2161.3 | 2144.2 | 2133.4 | 2124.0 | 2134.9 |
| 12.5° | 2138.0 | 2139.6 | 2144.2 | 2152.0 | 2153.6 | 2167.6 | 2153.6 | 2128.7 | 2113.1 | 2102.3 | 2113.1 |
| 15° | 2141.1 | 2144.2 | 2150.5 | 2159.8 | 2162.9 | 2176.9 | 2158.2 | 2125.6 | 2103.8 | 2089.8 | 2099.2 |
| 17.5° | 2152.0 | 2155.1 | 2164.5 | 2180.0 | 2190.9 | 2204.9 | 2181.6 | 2139.6 | 2110.0 | 2089.8 | 2099.2 |
| 20° | 2166.0 | 2170.7 | 2186.2 | 2211.1 | 2234.4 | 2259.3 | 2229.8 | 2172.2 | 2133.4 | 2108.5 | 2116.3 |
| 22.5° | 2204.9 | 2209.6 | 2231.3 | 2264.0 | 2302.8 | 2333.9 | 2298.2 | 2225.1 | 2172.2 | 2139.6 | 2147.4 |
| 25° | 2284.2 | 2288.9 | 2316.8 | 2358.8 | 2408.6 | 2449.0 | 2403.9 | 2312.2 | 2243.8 | 2206.4 | 2209.6 |
| 27.5° | 2408.6 | 2413.2 | 2445.9 | 2505.0 | 2571.8 | 2629.4 | 2564.1 | 2456.8 | 2379.0 | 2335.5 | 2335.5 |
| 30° | 2565.6 | 2571.8 | 2615.4 | 2694.7 | 2798.9 | 2875.1 | 2786.4 | 2655.8 | 2556.3 | 2497.2 | 2498.8 |
| 32.5° | 2767.8 | 2761.5 | 2823.7 | 2932.6 | 3080.3 | 3181.4 | 3050.8 | 2892.2 | 2769.3 | 2686.9 | 2694.7 |
| 35° | 3027.4 | 3025.9 | 3095.9 | 3243.6 | 3436.4 | 3557.7 | 3402.2 | 3196.9 | 3049.2 | 2965.2 | 2966.8 |
| 37.5° | 3361.8 | 3360.2 | 3441.1 | 3601.2 | 3832.9 | 3934.0 | 3759.8 | 3551.5 | 3392.8 | 3312.0 | 3321.3 |
| 40° | 3753.6 | 3744.3 | 3815.8 | 3969.7 | 4201.4 | 4266.7 | 4077.0 | 3909.1 | 3756.7 | 3705.4 | 3730.3 |
| 42.5° | 4126.8 | 4106.6 | 4148.5 | 4288.5 | 4467.3 | 4476.6 | 4333.6 | 4218.5 | 4114.3 | 4073.9 | 4089.5 |
| 45° | 4426.9 | 4411.3 | 4450.2 | 4531.1 | 4633.7 | 4587.0 | 4518.6 | 4482.9 | 4398.9 | 4355.3 | 4369.3 |
| 47.5° | 4650.8 | 4650.8 | 4697.4 | 4747.2 | 4762.7 | 4677.2 | 4688.1 | 4688.1 | 4604.1 | 4535.7 | 4518.6 |
| 50° | 4843.6 | 4857.6 | 4927.6 | 4978.9 | 4927.6 | 4818.7 | 4880.9 | 4868.5 | 4697.4 | 4560.6 | 4524.8 |
| 52.5° | 5151.5 | 5165.5 | 5272.8 | 5342.7 | 5285.2 | 5177.9 | 5185.7 | 5030.2 | 4778.3 | 4616.6 | 4560.6 |
| 55° | 5478.0 | 5512.2 | 5667.7 | 5854.3 | 5855.9 | 5745.5 | 5540.2 | 5265.0 | 4958.7 | 4783.0 | 4725.4 |
| 57.5° | 5050.4 | 5097.0 | 5328.7 | 5778.1 | 6103.1 | 6026.9 | 5537.1 | 5053.5 | 4639.9 | 4400.4 | 4367.8 |
| 60° | 3475.3 | 3556.1 | 3787.8 | 4402.0 | 5028.6 | 5058.2 | 4479.7 | 3937.1 | 3462.8 | 3167.4 | 3173.6 |
| 62.5° | 1467.9 | 1550.3 | 1680.9 | 2186.2 | 2761.5 | 2797.3 | 2517.4 | 2128.7 | 1741.5 | 1528.5 | 1561.1 |
| 65° | 345.2 | 368.5 | 407.4 | 604.9 | 877.0 | 917.4 | 845.9 | 659.3 | 486.7 | 412.1 | 419.8 |
| 67.5° | 150.8 | 153.9 | 146.2 | 155.5 | 192.8 | 197.5 | 191.3 | 167.9 | 158.6 | 161.7 | 161.7 |
| 70° | 105.7 | 107.3 | 101.1 | 96.4 | 91.7 | 85.5 | 88.6 | 98.0 | 105.7 | 112.0 | 110.4 |
| 72.5° | 65.3 | 66.9 | 68.4 | 68.4 | 63.8 | 57.5 | 60.6 | 66.9 | 68.4 | 70.0 | 68.4 |
| 75° | 32.7 | 34.2 | 37.3 | 38.9 | 37.3 | 35.8 | 35.8 | 37.3 | 37.3 | 35.8 | 35.8 |
| 77.5° | 6.2 | 7.8 | 10.9 | 12.4 | 12.4 | 12.4 | 12.4 | 12.4 | 14.0 | 12.4 | 12.4 |
| 80° | 1.6 | 1.6 | 3.1 | 1.6 | 1.6 | 1.6 | 1.6 | 1.6 | 1.6 | 3.1 | 3.1 |
| 82.5° | 1.6 | 1.6 | 1.6 | 1.6 | 0.0 | 0.0 | 1.6 | 1.6 | 1.6 | 1.6 | 1.6 |
| 85° | 0.0 | 0.0 | 0.0 | 0.0 | 0.0 | 0.0 | 0.0 | 0.0 | 1.6 | 1.6 | 1.6 |
| 87.5° | 0.0 | 0.0 | 0.0 | 0.0 | 0.0 | 0.0 | 0.0 | 0.0 | 1.6 | 1.6 | 1.6 |
| 90° | 0.0 | 0.0 | 0.0 | 0.0 | 0.0 | 0.0 | 0.0 | 0.0 | 0.0 | 0.0 | 0.0 |

LM-79-08: Approved Method: Electrical and Photometric Measurements of Solid-
State Lighting Products

Report Prepared for

Cooper Lighting Solutions

All Brands

Data applicable to all product families using SA light engines

Report Number: SP1-2101-121-7

Luminaire Tested: IFLD-S-SA2A-735-U-T2

Test Date: 03/04/2021

Test Information

Test Method: LM-79-08
 Report Number: SP1-2101-121-7
 Test Lab: COOPER LIGHTING SOLUTIONS
 Photometer: SP1
 Measurement Geometry: 4π
 Issue Date: 03/04/2021
 Manufacturer: COOPER LIGHTING SOLUTIONS (FORMERLY EATON)
 Product Line: STREETWORKS
 Catalog Number: **IFLD-S-SA2A-735-U-T2**
 Description: STREETWORKS INF FLOOD

PROGRAMMED @ 615mA.

Spectral Parameters

| | | | | | |
|---------------------------|--------|-----------|------|------|-------|
| CCT (K): | 3388 | CRI (Ra): | 73.1 | R9: | -34.6 |
| CIE u': | 0.2371 | R1: | 68.9 | R10: | 57.8 |
| CIE v': | 0.5177 | R2: | 81.1 | R11: | 68.6 |
| Duv: | 0.0032 | R3: | 93.1 | R12: | 53.9 |
| CIE x: | 0.4153 | R4: | 71.6 | R13: | 70.9 |
| CIE y: | 0.4030 | R5: | 69.4 | R14: | 96.2 |
| CIE z: | 0.1817 | R6: | 75.0 | | |
| Peak Wavelength (nm): | 590 | R7: | 79.5 | | |
| Dominant Wavelength (nm): | 580 | R8: | 46.4 | | |
| Purity: | 45.7 | | | | |
| Rf: | 76.9 | | | | |
| Rg: | 94.4 | | | | |



Test Conditions

Stabilization Time: 81M
 Operation Time: 12H
 Room Temperature (°C) / RH%: 25.0/30%
 Sphere Temperature (°C): 24.1

REPORT NUMBER: SP1-2101-121-7

| Measurement and Test Equipment | | | |
|--------------------------------|-----------------------|------------------|----------------------|
| Instrument | Identification Number | Calibration Date | Calibration Due Date |
| Photometer | IN0058 | 1/31/2021 | 7/31/2021 |
| Power Meter | IN0071 | 12/1/2020 | 12/1/2021 |
| AC Power Source | IN0063 | 12/1/2020 | 12/1/2021 |
| DC Power Source | IN0208 | 12/1/2020 | 12/1/2021 |
| Sphere Thermometer | IN0085 | 12/1/2020 | 12/1/2021 |
| Room Thermometer | IN0046 | 12/1/2020 | 12/1/2021 |

REPORT NUMBER: SP1-2101-121-7

CIE 1931 Chromaticity Diagram



CIE 1931 Chromaticity Diagram with 2017 ANSI 7-Step and 4-Step Quadrangles



Point lies inside the ANSI 3500K 4-step quadrangle

REPORT NUMBER: SP1-2101-121-7

Photopic Flux vs. Wavelength



#####

| λ (nm) | Power (µW/nm) | Lumens (φ/nm) | λ (nm) | Power (µW/nm) | Lumens (φ/nm) | λ (nm) | Power (µW/nm) | Lumens (φ/nm) | λ (nm) | Power (µW/nm) | Lumens (φ/nm) | λ (nm) | Power (µW/nm) | Lumens (φ/nm) |
|--------|---------------|---------------|--------|---------------|---------------|--------|---------------|---------------|--------|---------------|---------------|--------|---------------|---------------|
| 360 | 2672 | 0.0 | 490 | 34553 | 4.9 | 620 | 136720 | 35.6 | 750 | 5870 | 0.0 | 880 | 4216 | 0.0 |
| 365 | 2252 | 0.0 | 495 | 44336 | 8.0 | 625 | 126308 | 27.9 | 755 | 5421 | 0.0 | 885 | 4132 | 0.0 |
| 370 | 2217 | 0.0 | 500 | 54643 | 12.1 | 630 | 114625 | 20.7 | 760 | 5097 | 0.0 | 890 | 3992 | 0.0 |
| 375 | 2697 | 0.0 | 505 | 64676 | 18.1 | 635 | 103216 | 15.5 | 765 | 4626 | 0.0 | 895 | 3214 | 0.0 |
| 380 | 3039 | 0.0 | 510 | 73825 | 25.4 | 640 | 92605 | 11.1 | 770 | 3782 | 0.0 | 900 | 2580 | 0.0 |
| 385 | 2655 | 0.0 | 515 | 81872 | 33.9 | 645 | 83234 | 8.0 | 775 | 3506 | 0.0 | 905 | 1776 | 0.0 |
| 390 | 2357 | 0.0 | 520 | 88574 | 43.0 | 650 | 73263 | 5.4 | 780 | 3507 | 0.0 | 910 | 3995 | 0.0 |
| 395 | 2186 | 0.0 | 525 | 93289 | 50.1 | 655 | 64627 | 3.7 | 785 | 3267 | 0.0 | 915 | 4288 | 0.0 |
| 400 | 2015 | 0.0 | 530 | 98393 | 57.9 | 660 | 56614 | 2.4 | 790 | 2849 | 0.0 | 920 | 2446 | 0.0 |
| 405 | 2234 | 0.0 | 535 | 103269 | 64.0 | 665 | 49537 | 1.6 | 795 | 3037 | 0.0 | 925 | 3009 | 0.0 |
| 410 | 3412 | 0.0 | 540 | 107316 | 69.9 | 670 | 42866 | 0.9 | 800 | 2716 | 0.0 | 930 | 3026 | 0.0 |
| 415 | 6135 | 0.0 | 545 | 113101 | 75.3 | 675 | 36708 | 0.6 | 805 | 2648 | 0.0 | 935 | 4734 | 0.0 |
| 420 | 12146 | 0.0 | 550 | 120690 | 82.0 | 680 | 31814 | 0.4 | 810 | 3187 | 0.0 | 940 | 3719 | 0.0 |
| 425 | 23983 | 0.1 | 555 | 128583 | 87.8 | 685 | 27485 | 0.2 | 815 | 2931 | 0.0 | 945 | 1480 | 0.0 |
| 430 | 42142 | 0.3 | 560 | 137796 | 93.6 | 690 | 23698 | 0.1 | 820 | 2717 | 0.0 | 950 | 3450 | 0.0 |
| 435 | 68228 | 0.8 | 565 | 146577 | 97.5 | 695 | 20309 | 0.1 | 825 | 2236 | 0.0 | 955 | 5051 | 0.0 |
| 440 | 99323 | 1.6 | 570 | 154581 | 100.5 | 700 | 17890 | 0.1 | 830 | 2628 | 0.0 | 960 | 3176 | 0.0 |
| 445 | 115584 | 2.4 | 575 | 162633 | 101.2 | 705 | 15500 | 0.0 | 835 | 3140 | 0.0 | 965 | 5178 | 0.0 |
| 450 | 94997 | 2.5 | 580 | 168101 | 99.9 | 710 | 13699 | 0.0 | 840 | 3675 | 0.0 | 970 | 6385 | 0.0 |
| 455 | 61433 | 2.1 | 585 | 173145 | 96.2 | 715 | 12398 | 0.0 | 845 | 3283 | 0.0 | 975 | 3810 | 0.0 |
| 460 | 43373 | 1.8 | 590 | 174675 | 90.3 | 720 | 11147 | 0.0 | 850 | 3055 | 0.0 | 980 | 4322 | 0.0 |
| 465 | 32472 | 1.7 | 595 | 173724 | 82.3 | 725 | 9761 | 0.0 | 855 | 2932 | 0.0 | 985 | 4200 | 0.0 |
| 470 | 24257 | 1.5 | 600 | 171241 | 73.8 | 730 | 8651 | 0.0 | 860 | 3382 | 0.0 | 990 | 4661 | 0.0 |
| 475 | 21690 | 1.7 | 605 | 165134 | 64.0 | 735 | 7730 | 0.0 | 865 | 2605 | 0.0 | 995 | 6746 | 0.0 |
| 480 | 23173 | 2.2 | 610 | 156652 | 53.8 | 740 | 6847 | 0.0 | 870 | 3325 | 0.0 | 1000 | 4150 | 0.0 |
| 485 | 27564 | 3.3 | 615 | 147879 | 44.6 | 745 | 6124 | 0.0 | 875 | 3325 | 0.0 | | | |

REPORT NUMBER: SP1-2101-121-7

Scotopic Flux vs. Wavelength



Scotopic Lumens: 12126

S/P: 1.36

| λ (nm) | Power (µW/nm) | Lumens (φ/nm) | λ (nm) | Power (µW/nm) | Lumens (φ/nm) | λ (nm) | Power (µW/nm) | Lumens (φ/nm) | λ (nm) | Power (µW/nm) | Lumens (φ/nm) | λ (nm) | Power (µW/nm) | Lumens (φ/nm) |
|--------|---------------|---------------|--------|---------------|---------------|--------|---------------|---------------|--------|---------------|---------------|--------|---------------|---------------|
| 360 | 2672 | 0.0 | 490 | 34553 | 53.2 | 620 | 136720 | 1.7 | 750 | 5870 | 0.0 | 880 | 4216 | 0.0 |
| 365 | 2252 | 0.0 | 495 | 44336 | 71.7 | 625 | 126308 | 1.1 | 755 | 5421 | 0.0 | 885 | 4132 | 0.0 |
| 370 | 2217 | 0.0 | 500 | 54643 | 91.4 | 630 | 114625 | 0.6 | 760 | 5097 | 0.0 | 890 | 3992 | 0.0 |
| 375 | 2697 | 0.0 | 505 | 64676 | 110.0 | 635 | 103216 | 0.4 | 765 | 4626 | 0.0 | 895 | 3214 | 0.0 |
| 380 | 3039 | 0.0 | 510 | 73825 | 125.1 | 640 | 92605 | 0.2 | 770 | 3782 | 0.0 | 900 | 2580 | 0.0 |
| 385 | 2655 | 0.0 | 515 | 81872 | 135.7 | 645 | 83234 | 0.1 | 775 | 3506 | 0.0 | 905 | 1776 | 0.0 |
| 390 | 2357 | 0.0 | 520 | 88574 | 140.8 | 650 | 73263 | 0.1 | 780 | 3507 | 0.0 | 910 | 3995 | 0.0 |
| 395 | 2186 | 0.0 | 525 | 93289 | 139.6 | 655 | 64627 | 0.1 | 785 | 3267 | 0.0 | 915 | 4288 | 0.0 |
| 400 | 2015 | 0.0 | 530 | 98393 | 135.7 | 660 | 56614 | 0.0 | 790 | 2849 | 0.0 | 920 | 2446 | 0.0 |
| 405 | 2234 | 0.1 | 535 | 103269 | 128.7 | 665 | 49537 | 0.0 | 795 | 3037 | 0.0 | 925 | 3009 | 0.0 |
| 410 | 3412 | 0.2 | 540 | 107316 | 118.6 | 670 | 42866 | 0.0 | 800 | 2716 | 0.0 | 930 | 3026 | 0.0 |
| 415 | 6135 | 0.6 | 545 | 113101 | 108.4 | 675 | 36708 | 0.0 | 805 | 2648 | 0.0 | 935 | 4734 | 0.0 |
| 420 | 12146 | 2.0 | 550 | 120690 | 98.7 | 680 | 31814 | 0.0 | 810 | 3187 | 0.0 | 940 | 3719 | 0.0 |
| 425 | 23983 | 5.9 | 555 | 128583 | 87.9 | 685 | 27485 | 0.0 | 815 | 2931 | 0.0 | 945 | 1480 | 0.0 |
| 430 | 42142 | 14.3 | 560 | 137796 | 77.0 | 690 | 23698 | 0.0 | 820 | 2717 | 0.0 | 950 | 3450 | 0.0 |
| 435 | 68228 | 30.5 | 565 | 146577 | 65.8 | 695 | 20309 | 0.0 | 825 | 2236 | 0.0 | 955 | 5051 | 0.0 |
| 440 | 99323 | 55.5 | 570 | 154581 | 54.6 | 700 | 17890 | 0.0 | 830 | 2628 | 0.0 | 960 | 3176 | 0.0 |
| 445 | 115584 | 77.4 | 575 | 162633 | 44.3 | 705 | 15500 | 0.0 | 835 | 3140 | 0.0 | 965 | 5178 | 0.0 |
| 450 | 94997 | 73.6 | 580 | 168101 | 34.6 | 710 | 13699 | 0.0 | 840 | 3675 | 0.0 | 970 | 6385 | 0.0 |
| 455 | 61433 | 53.7 | 585 | 173145 | 26.5 | 715 | 12398 | 0.0 | 845 | 3283 | 0.0 | 975 | 3810 | 0.0 |
| 460 | 43373 | 41.9 | 590 | 174675 | 19.5 | 720 | 11147 | 0.0 | 850 | 3055 | 0.0 | 980 | 4322 | 0.0 |
| 465 | 32472 | 34.3 | 595 | 173724 | 13.9 | 725 | 9761 | 0.0 | 855 | 2932 | 0.0 | 985 | 4200 | 0.0 |
| 470 | 24257 | 27.9 | 600 | 171241 | 9.7 | 730 | 8651 | 0.0 | 860 | 3382 | 0.0 | 990 | 4661 | 0.0 |
| 475 | 21690 | 27.1 | 605 | 165134 | 6.5 | 735 | 7730 | 0.0 | 865 | 2605 | 0.0 | 995 | 6746 | 0.0 |
| 480 | 23173 | 31.3 | 610 | 156652 | 4.2 | 740 | 6847 | 0.0 | 870 | 3325 | 0.0 | 1000 | 4150 | 0.0 |
| 485 | 27564 | 40.0 | 615 | 147879 | 2.7 | 745 | 6124 | 0.0 | 875 | 3325 | 0.0 | | | |

REPORT NUMBER: SP1-2101-121-7

Melanopic Flux vs. Wavelength



Melanopic Lumens: 4490.7 M/P: 0.5

| λ (nm) | Power (µW/nm) | Lumens (φ/nm) | λ (nm) | Power (µW/nm) | Lumens (φ/nm) | λ (nm) | Power (µW/nm) | Lumens (φ/nm) | λ (nm) | Power (µW/nm) | Lumens (φ/nm) | λ (nm) | Power (µW/nm) | Lumens (φ/nm) |
|--------|---------------|---------------|--------|---------------|---------------|--------|---------------|---------------|--------|---------------|---------------|--------|---------------|---------------|
| 360 | 2672 | 0.0 | 490 | 34553 | 28.8 | 620 | 136720 | 0.1 | 750 | 5870 | 0.0 | 880 | 4216 | 0.0 |
| 365 | 2252 | 0.0 | 495 | 44336 | 36.6 | 625 | 126308 | 0.1 | 755 | 5421 | 0.0 | 885 | 4132 | 0.0 |
| 370 | 2217 | 0.0 | 500 | 54643 | 43.9 | 630 | 114625 | 0.0 | 760 | 5097 | 0.0 | 890 | 3992 | 0.0 |
| 375 | 2697 | 0.0 | 505 | 64676 | 49.6 | 635 | 103216 | 0.0 | 765 | 4626 | 0.0 | 895 | 3214 | 0.0 |
| 380 | 3039 | 0.0 | 510 | 73825 | 53.0 | 640 | 92605 | 0.0 | 770 | 3782 | 0.0 | 900 | 2580 | 0.0 |
| 385 | 2655 | 0.0 | 515 | 81872 | 53.5 | 645 | 83234 | 0.0 | 775 | 3506 | 0.0 | 905 | 1776 | 0.0 |
| 390 | 2357 | 0.0 | 520 | 88574 | 51.6 | 650 | 73263 | 0.0 | 780 | 3507 | 0.0 | 910 | 3995 | 0.0 |
| 395 | 2186 | 0.0 | 525 | 93289 | 47.3 | 655 | 64627 | 0.0 | 785 | 3267 | 0.0 | 915 | 4288 | 0.0 |
| 400 | 2015 | 0.0 | 530 | 98393 | 42.5 | 660 | 56614 | 0.0 | 790 | 2849 | 0.0 | 920 | 2446 | 0.0 |
| 405 | 2234 | 0.0 | 535 | 103269 | 37.2 | 665 | 49537 | 0.0 | 795 | 3037 | 0.0 | 925 | 3009 | 0.0 |
| 410 | 3412 | 0.1 | 540 | 107316 | 31.4 | 670 | 42866 | 0.0 | 800 | 2716 | 0.0 | 930 | 3026 | 0.0 |
| 415 | 6135 | 0.4 | 545 | 113101 | 26.3 | 675 | 36708 | 0.0 | 805 | 2648 | 0.0 | 935 | 4734 | 0.0 |
| 420 | 12146 | 1.4 | 550 | 120690 | 21.7 | 680 | 31814 | 0.0 | 810 | 3187 | 0.0 | 940 | 3719 | 0.0 |
| 425 | 23983 | 3.7 | 555 | 128583 | 17.3 | 685 | 27485 | 0.0 | 815 | 2931 | 0.0 | 945 | 1480 | 0.0 |
| 430 | 42142 | 8.9 | 560 | 137796 | 13.6 | 690 | 23698 | 0.0 | 820 | 2717 | 0.0 | 950 | 3450 | 0.0 |
| 435 | 68228 | 18.2 | 565 | 146577 | 10.3 | 695 | 20309 | 0.0 | 825 | 2236 | 0.0 | 955 | 5051 | 0.0 |
| 440 | 99323 | 33.2 | 570 | 154581 | 7.6 | 700 | 17890 | 0.0 | 830 | 2628 | 0.0 | 960 | 3176 | 0.0 |
| 445 | 115584 | 45.6 | 575 | 162633 | 5.4 | 705 | 15500 | 0.0 | 835 | 3140 | 0.0 | 965 | 5178 | 0.0 |
| 450 | 94997 | 43.8 | 580 | 168101 | 3.8 | 710 | 13699 | 0.0 | 840 | 3675 | 0.0 | 970 | 6385 | 0.0 |
| 455 | 61433 | 32.2 | 585 | 173145 | 2.6 | 715 | 12398 | 0.0 | 845 | 3283 | 0.0 | 975 | 3810 | 0.0 |
| 460 | 43373 | 25.6 | 590 | 174675 | 1.7 | 720 | 11147 | 0.0 | 850 | 3055 | 0.0 | 980 | 4322 | 0.0 |
| 465 | 32472 | 21.2 | 595 | 173724 | 1.1 | 725 | 9761 | 0.0 | 855 | 2932 | 0.0 | 985 | 4200 | 0.0 |
| 470 | 24257 | 17.4 | 600 | 171241 | 0.7 | 730 | 8651 | 0.0 | 860 | 3382 | 0.0 | 990 | 4661 | 0.0 |
| 475 | 21690 | 16.6 | 605 | 165134 | 0.5 | 735 | 7730 | 0.0 | 865 | 2605 | 0.0 | 995 | 6746 | 0.0 |
| 480 | 23173 | 18.6 | 610 | 156652 | 0.3 | 740 | 6847 | 0.0 | 870 | 3325 | 0.0 | 1000 | 4150 | 0.0 |
| 485 | 27564 | 22.7 | 615 | 147879 | 0.2 | 745 | 6124 | 0.0 | 875 | 3325 | 0.0 | | | |

Summary

$R_f = 76.9$
 $R_g = 94.4$
 $CIE R_a = 73.1$
 $R_g = -34.6$

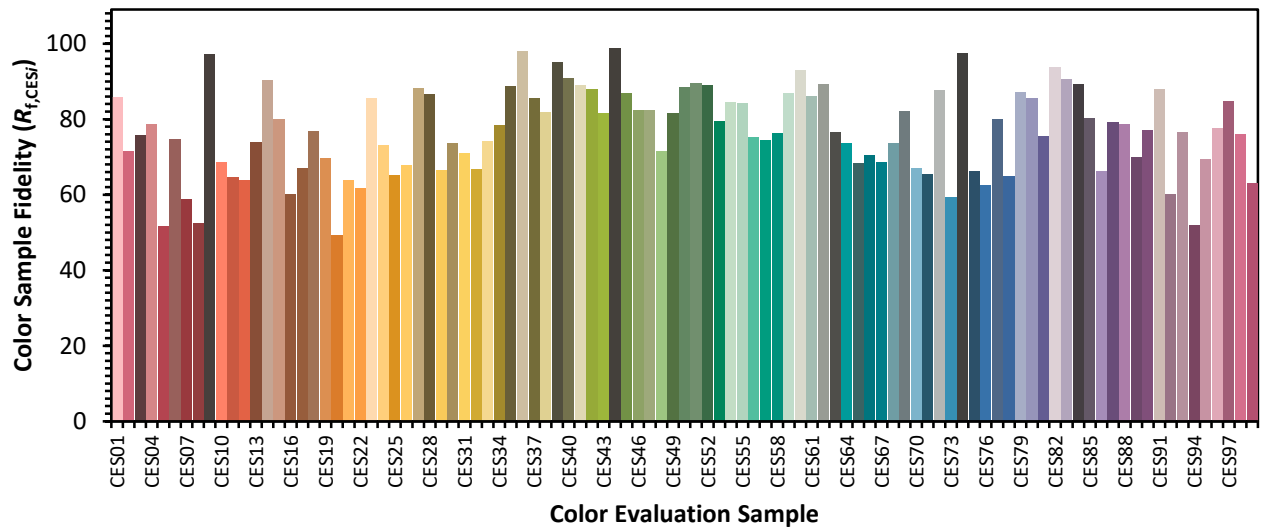


Color Vector Graphics



Individual Sample Fidelity Index ($R_{f,i}$)

| | | | |
|------------|------------|------------|------------|
| CES01 = 86 | CES26 = 68 | CES51 = 90 | CES76 = 63 |
| CES02 = 62 | CES27 = 88 | CES52 = 89 | CES77 = 80 |
| CES03 = 31 | CES28 = 87 | CES53 = 80 | CES78 = 65 |
| CES04 = 70 | CES29 = 67 | CES54 = 84 | CES79 = 87 |
| CES05 = 48 | CES30 = 74 | CES55 = 84 | CES80 = 86 |
| CES06 = 51 | CES31 = 71 | CES56 = 75 | CES81 = 75 |
| CES07 = 40 | CES32 = 67 | CES57 = 74 | CES82 = 94 |
| CES08 = 39 | CES33 = 74 | CES58 = 76 | CES83 = 91 |
| CES09 = 29 | CES34 = 78 | CES59 = 87 | CES84 = 89 |
| CES10 = 75 | CES35 = 89 | CES60 = 93 | CES85 = 80 |
| CES11 = 58 | CES36 = 98 | CES61 = 86 | CES86 = 66 |
| CES12 = 64 | CES37 = 86 | CES62 = 89 | CES87 = 79 |
| CES13 = 43 | CES38 = 82 | CES63 = 77 | CES88 = 79 |
| CES14 = 74 | CES39 = 95 | CES64 = 74 | CES89 = 70 |
| CES15 = 71 | CES40 = 91 | CES65 = 68 | CES90 = 77 |
| CES16 = 47 | CES41 = 89 | CES66 = 71 | CES91 = 88 |
| CES17 = 50 | CES42 = 88 | CES67 = 69 | CES92 = 60 |
| CES18 = 56 | CES43 = 82 | CES68 = 74 | CES93 = 77 |
| CES19 = 72 | CES44 = 99 | CES69 = 82 | CES94 = 52 |
| CES20 = 65 | CES45 = 87 | CES70 = 67 | CES95 = 69 |
| CES21 = 86 | CES46 = 82 | CES71 = 66 | CES96 = 78 |
| CES22 = 79 | CES47 = 82 | CES72 = 88 | CES97 = 85 |
| CES23 = 92 | CES48 = 72 | CES73 = 59 | CES98 = 76 |
| CES24 = 91 | CES49 = 82 | CES74 = 97 | CES99 = 63 |
| CES25 = 72 | CES50 = 88 | CES75 = 66 | |



Color Rendition by Hue-Angle Bin



Measure Comparisons



(END OF REPORT)